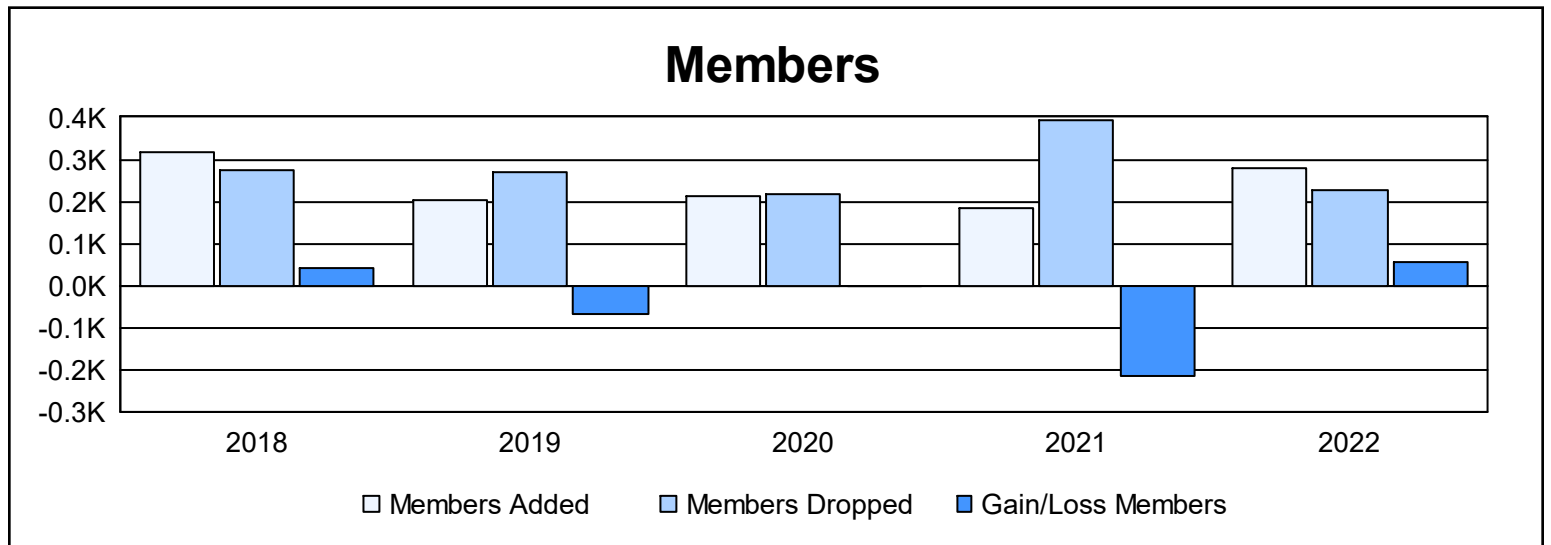
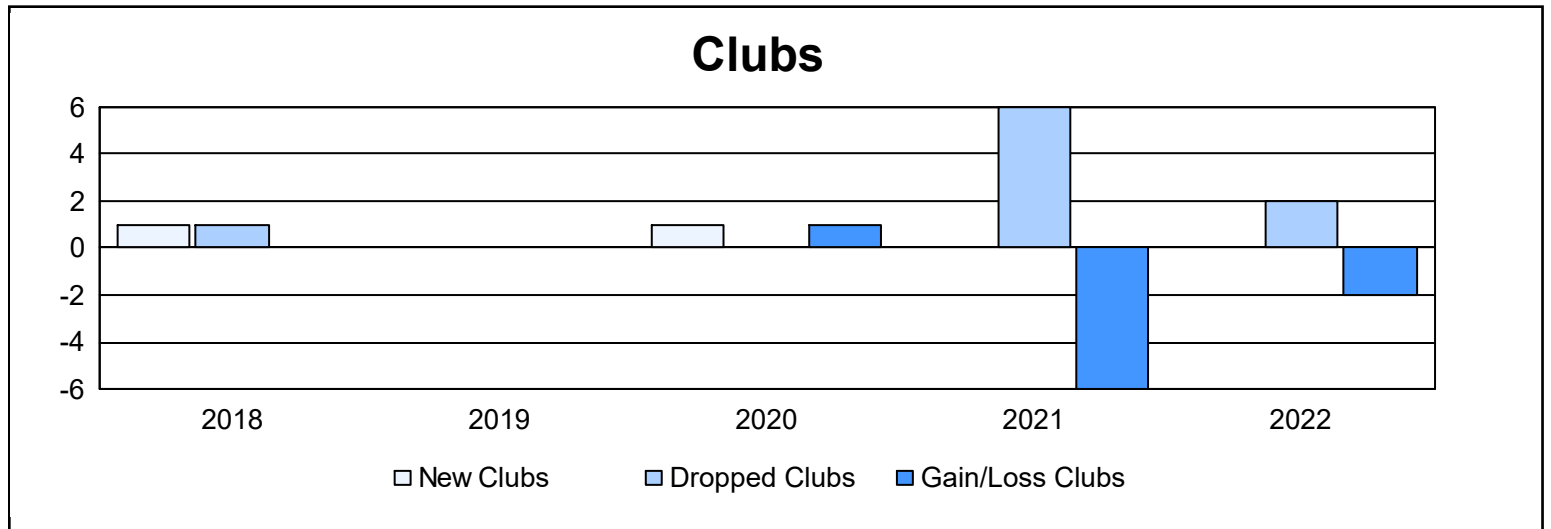
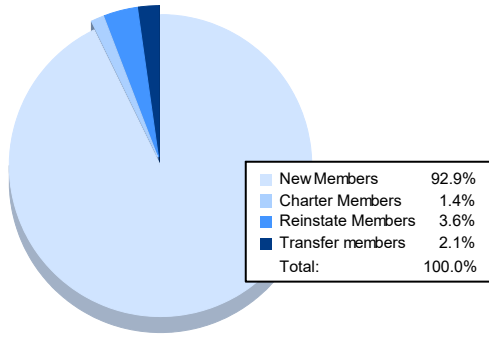


Year	New Clubs	Dropped Clubs	Gain/ Loss Clubs	New Members	Charter Members	Reinstate Members	Transfer Members	Total Member Added	Total Members Dropped	Gain/ Loss Members
2017-2018	1	1	0	265	25	10	17	317	276	41
2018-2019	0	0	0	185	0	6	10	201	267	-66
2019-2020	1	0	1	184	21	3	6	214	217	-3
2020-2021	0	6	-6	164	3	8	7	182	395	-213
2021-2022	0	2	-2	260	4	10	6	280	226	54
<b>Average</b>	<b>0</b>	<b>2</b>	<b>-1</b>	<b>212</b>	<b>11</b>	<b>7</b>	<b>9</b>	<b>239</b>	<b>276</b>	<b>-37</b>



### Membership Composition June 2022 Cumulative



### Gender Composition June 2022 Cumulative

